



BRILL

fs

W:F

mentis

Wilhelm:Fink

Notes on Cover Design

For the announcement of your book in our catalog we take care of the cover design together. We will gladly suggest cover designs or take up your own ideas. The technical implementation is then carried out by our graphic designer!

Please understand that the final decision on the cover design lies with the publisher for production and distribution reasons.

1 Your book in our main program

If your book appears in our main program, i.e. not in one of our series, you can freely choose between two basic types of covers:

- Typographic ("imageless") layout (Ex. 1-3)
- Layout with illustrations (Ex. 4-6)

2 Your book in our series

When your book is published in one of our series, the layout is based on the design of the series (Ex. 7-8). Which design your book will be based on, you can easily check on our website and see your own design possibilities by means of other series titles. In many cases, however, the above-mentioned cover variants are also possible for series titles. If you do not find what you are looking for on our website, you are welcome to contact your editorial office in charge.

3 Our design specifications

Within the scope of our corporate design we would like to give you the greatest possible freedom to bring in your personal design wishes. There are only a few points from our side which you must keep in mind in your considerations:

- For our books we use the font "Futura".
- At the bottom of the cover the publisher's name "BRILL | WILHELM FINK" is centered and set in capitals.
- The publisher's logo sits at the bottom of the spine of the full cover and is topped 90° left.
- On the spine of series titles there is a series abbreviation and the volume number at the top.

4 Illustrations

If you decide on a layout with an image, please send us a suitable image file. Please send them exclusively in JPG format and with a resolution of 300 dpi and an image width of 16.0 cm. With this width all image types can be covered. If your desired image is a so-called "line image" (e.g. notes, fonts, line drawings or graphics), we need the JPG file with a resolution of 800 -1200 dpi. If you would like to see a particular design idea realised, please let us know briefly whether you can imagine the illustration on the cover in full, half or quarter page, whether it should be set in black and white or in color and whether it may be trimmed - also for legal reasons.

Please make sure that the rights for the image you have selected have been clarified!

As a general rule, separate reproduction rights apply to cover illustrations, for which additional costs may arise. This refers both to copyrights administered by artists, galleries or the VG Bild-Kunst, as well as to ancillary copyrights of photographers. The collection of copyrights does not apply if, for example, you decide to use a so-called public domain

image. Images are considered to be in the public domain if the author has been deceased for at least 70 years or if he or she has made his or her work freely available.

A tip: Take a look around the internet on the "Wikimedia Commons" platform. The pictures uploaded here are often in the public domain, so they may be used free of charge if the author is indicated and are often available in sufficient file sizes. Perhaps your desired picture is also deposited here!

5 To the procedure

Once you have checked our design options, please inform your contact person in charge of your layout request by email (if necessary, by sending an image). Our graphic designer will then create a cover design. You can also describe your own ideas here in a few sentences or send us a raw draft.

Please understand that, for organisational reasons, it will only be possible for us to present you with your cover for checking in our catalog in special individual cases before the first print. It is possible to incorporate corrections or changes shortly before your book goes to press. But even here - as stipulated in the contract - the final decision on the external design of the book lies with the publisher.


We are looking forward to receiving your proposal!

Your team of *Wilhelm Fink*


6 Small „cover design checklist“

- ✓ Check configuration options
 - publication in the main program
 - publication in a series
- ✓ Choose a layout
 - typographical
 - with illustrations
- ✓ Submit layout request
 - request for publisher's draft
 - as short description
 - as your own raw draft (take the publisher's specifications into account here)
- ✓ Image
 - is available in JPG format
 - is available with sufficient resolution (300 or 800-1200 dpi)
 - is preferably available with an image width of 16.0 cm
 - desired size, color and trim permission or prohibition is indicated
 - **!!! The picture rights are cleared !!!**

Examples




Example 1



Example 2



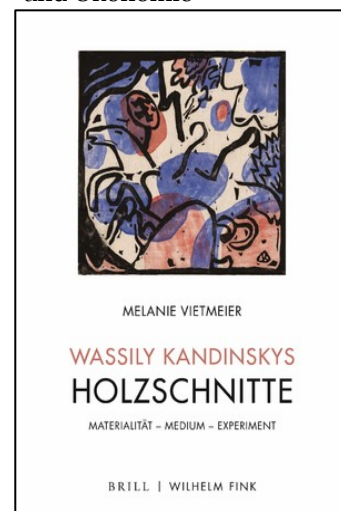
Example 3: Series „Literatur und Ökonomie“



Example 4




Example 5



Example 6



Example 7:
Series „Berliner Schriften zur Kunst“



Example 8:
Series „Zur Genealogie des Schreibens“



Example 9:
Series „Theorie der
musikalischen Schrift“